

March 2022

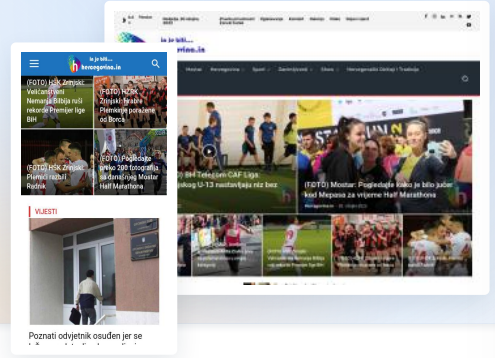
Website Analysis

hercegovina.in



View the full analysis at:
pro.similarweb.com

hercegovina.in



Traffic & Engagement

Total Visits

Jan 2022 Worldwide

320,180

↑ 13.16% from last month

Device Distribution

Jan 2022 Worldwide



- Desktop 5.71%
- Mobile Web 94.29%

Global rank #178,662

Country rank #177
Bosnia and Herzegovina

Industry rank #12,421
News_and_Media

Engagement overview

Jan 2022 Worldwide All Traffic

Monthly visits	320,180	Deduplicated audience	BETA	Pages / Visit	2.67
Monthly Unique Visitors	N/A	Visit Duration	00:01:02	Bounce Rate	49.08%

Visits Over Time ⓘ

Jan 2022 🌐 Worldwide 📱 All traffic

<input checked="" type="checkbox"/> hercegovina.in	<input type="checkbox"/> dnevnik.ba	<input type="checkbox"/> osmrtnica.ba	<input type="checkbox"/> republika.eu	<input type="checkbox"/> vrisak.info
320,180	799,339	1.615M	< 5,000	25,276



Geography

Top Countries ⓘ

Jan 2022 Desktop



Country	Traffic Share	Change
Bosnia and Herzegovina	89.40%	↑ 34.26%
Croatia	8.99%	↑ 2.21%
Norway	1.05%	-
Serbia	0.57%	-

Marketing Channels

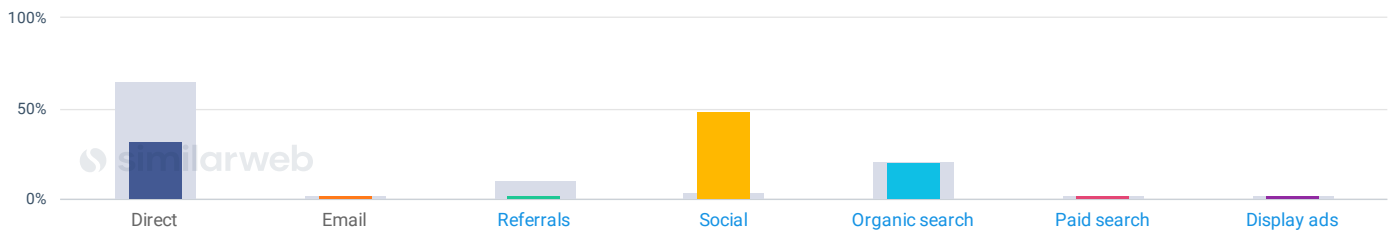
Channels overview ⓘ

Jan 2022 Worldwide Desktop

hercegovina.in News and Media

18,267

101.9M



Organic Search

Organic search makes up 19.84% of website traffic 

Branded VS. Non-Branded ⓘ

Jan 2022 Worldwide Desktop



Branded 0%
 Non-Branded 100%

Top Organic Search Terms ⓘ

Jan 2022 Worldwide Desktop

jozo sunjic	5.27%	-
međugorske tajne 2021	5.08%	-
umro je josip zadro	4.63%	-
preponska kila	3.67%	-
papa franjo obveza cjeplje...	3.39%	-

Paid Search

Paid search makes up <1% of website traffic 

Top Search Ads



No results to fetch
Choose a different keyword for more results

Top Paid Search Terms



No results to fetch
Choose a different keyword for more results

Referrals

Referrals makes up <1% of website traffic 

Top Referring Websites

 Jan 2022  Worldwide  Desktop



No Data
Try a different website, date range or country

Top Referring Industries

 Jan 2022  Worldwide  Desktop



No Data
Try a different website, date range or country

Outgoing Traffic

Top Link Destinations

 Jan 2022  Worldwide  Desktop









No Data
Try a different website, date range or country

Outgoing Ads

Top Ad Destinations

 Jan 2022  Worldwide  Desktop

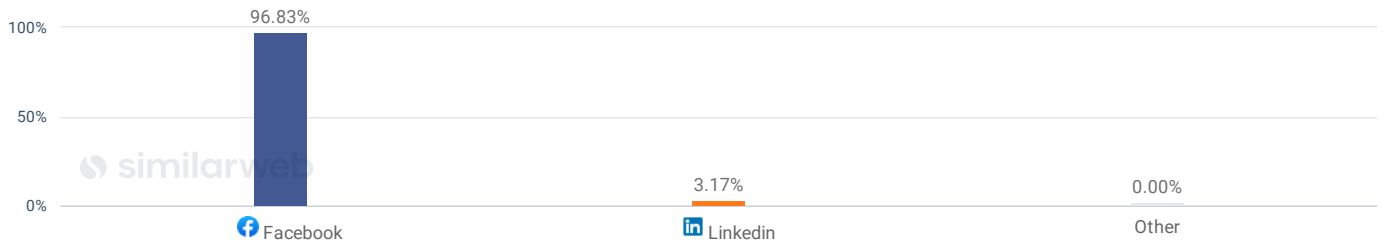
Domain	Share	Change
 lidl.hr	58.76%  -	-
 konzum.co.ba	29.47%  -	-
 ba.factcool.com	11.77%  -	-

Social

Social makes up 48.56% of website traffic 

Social Traffic ⓘ

Jan 2022 🌐 Worldwide 🖥️ Desktop



Display Advertising

Display ads makes up <1% of website traffic 

Display Ad Network ⓘ

Jan 2022 🌐 Worldwide 🖥️ Desktop



No Data

Try a different website, date range or country

Top publishers ⓘ

Jan 2022 🌐 Worldwide 🖥️ Desktop



No Data

Try a different website, date range or country